

Folly View Primary School Year 2 Meet and Greet

Thursday 11th September 2025



Welcome to Year 2 at Folly View Primary School

We are very excited to be working with your children as they learn lots of new exciting pieces of knowledge in Year 2. The Year 2 Teaching Team is:

Holly Class

Class Teacher: Mrs King (Monday – Tuesday)
Mrs MacDonald (Wednesday – Friday)
Teaching Assistant: Mrs Kerr and Mrs Day (Monday-Tuesday)

Maple Class

Class Teacher: Miss Cossey
Teaching Assistants: Mrs Birmingham (Monday – Wednesday)
Mrs Day (Thursday and Friday)

We are always happy to help so please come and talk to us at the class door or email the school office if you have any questions or just want to let us know any information you think will help us support your child.



Helpful Information for Year 2

In Year 2 we have two PE sessions each week. Our PE days are:

Holly Class	Indoor PE on Monday mornings Outdoor PE on Friday afternoons
Maple Class	Indoor PE on Tuesday mornings Outdoor PE on Friday afternoons

Please can all children come to school dressed in their school PE kit on their class PE days. We will let you know if there are any changes to PE days due to special events.



Class Dojo

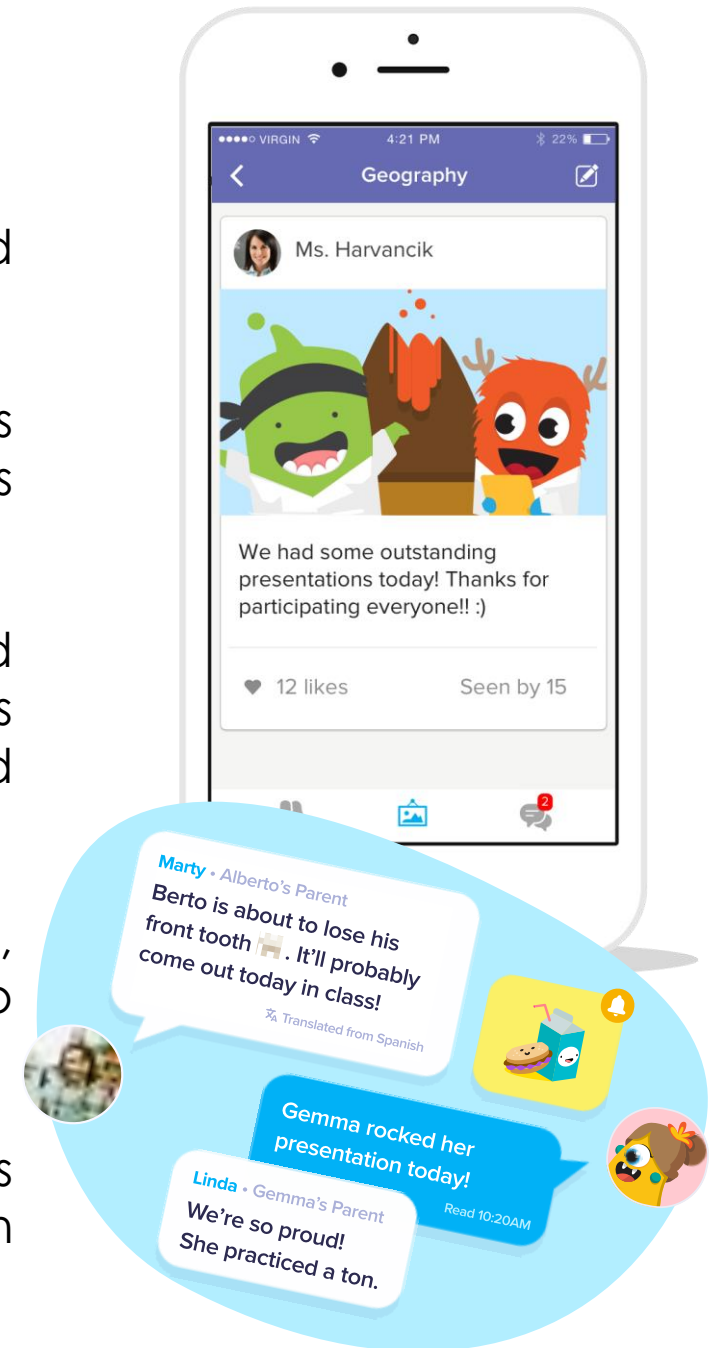
In Year 2 we use Class Dojo to give points for children showing good learning behaviours in school and around the school.

We also use Class Dojo to communicate with parents about children's learning in Class and any messages/ announcements too using the Class Story.

We will also use Class Dojo to make suggestions of home learning, and will share homework such as spellings as we know these can sometimes get misplaced between when they are handed out and your child going home.

Parents can also send messages to the class teacher using the Chat, although please be mindful about how frequently we will be able to reply.

If you have not logged into Class Dojo yet, please speak to your child's class teacher who can printout the QR card and letter to help you sign up and get started.



Reading and Phonics in Year 2



In Year 2 we will continue to be going to daily Read Write Inc Phonics group sessions and do group reads every day in these groups using the Read Write Inc books that are appropriate for our phonics knowledge. The children will be working in these groups with children from around the school, including Year 1, Year 3 and later in the year Reception children.

In Year 1 children were assessed using the Phonics Screening Check in June. This is a national assessment that the Government requires all Year 1 children to undertake. If your child did not meet the threshold last year, they will continue to have support this Year with their phonics and retake the Phonics Screening Check this June.

Children will bring home 3 reading books each week:

1. Their new Read Write Inc Book Bag book.
2. A Read Write Inc Book Bag book they have read before to help them build up their speed and fluency when reading.
3. A book they have chosen from the school library to share with their family at home and talk about.

We will change reading books with Year 2 children on Tuesdays.

Reading in Year 2

Your children have worked hard on developing their decoding skills for reading as they recognise and blend together the different sounds they can see in words. However, there are two other key areas to reading that we need to focus and develop further in Year 2: Fluency and Comprehension.

Fluency

We want children to be able to read with greater fluency and speed – this means we want children to read more words per minute. In order to do this the children need to build up their sight vocabulary so that they are able to recognise words at a quicker pace without needing to sound out and blend them.

Comprehension

Over the year your child will be practising answering comprehension questions about what they have read. Some of these questions will be written and require the children to read the question and write the answer, not just talk about it out loud.

Please help support your child by playing fun games such as snap or quick flashcards to practise recognition of sight words, or time them as they read and see if they can beat their previous time. Please ask your children lots of questions about the books and texts they have read too.



Reading in Year 2

At Folly View Primary School we award children Dojo Points to promote good learning behaviours and following the school rules.

We also give Dojo Points out to children for reading at home, to encourage children to read. The more your child reads at home, the more Dojo Points they will get.

Please make sure that you, as parents, sign and date the reading record each time your child has read so that the reads can be counted towards their Dojo Points.

We will count the number of reads that have been signed and dated in the Reading Records every Monday when we change the reading books.



Don't forget - the more you read at home each week, the more Dojo Points you get!

Reading Diaries in Year 2

We will aim to change Year 2 children's reading books on Tuesdays.


Week beginning: 2nd September 2024

Homework, Notes, Messages or Reminders	
Monday	
Tuesday	
Wednesday	
Thursday	
Friday	
Signatures - Home:	School:

You are welcome to write messages on this page, but we will only be checking this page once a week when we change the reading books.

Butterfly spotting

Keep a look out for butterflies. You could take pictures of them. Try to identify some different species by looking in books or online.



Reading Record

Date, book and the page you read to	Comments Give a score out of 10 to show how much you enjoyed your reading
Barker	Great blending today. We talked about pausing at full stops. <i>see</i> <input type="checkbox"/> 10
Barker	Found it tricky to read 'said', 'she', and 'the'. <i>see</i> <input type="checkbox"/> 10
Gruffalo (School Library Book)	Very tired tonight. We alternated reading a page each. <i>see</i> <input type="checkbox"/> 10
Barker	Great retelling the events of the story and talking about how the character felt. <i>see</i> <input type="checkbox"/> 10
Barker	Much better recognising 'said', 'she' and 'the' today. 😊 <i>see</i> <input type="checkbox"/> 10

Tricky words, or new words I have learned

said			
she			
the			

Please write about any tricky 'red' words the children found difficult to recognise and read.

Don't forget to sign here when you have heard your child read.

Please tell us what was positive when your child read to you – not just 'great reading' but what in particular was great.

Maths in Year 2

$4 - 1 = 3$
 $4 - 3 = 1$

At Folly View Primary, we follow The White Rose Maths 'schemes of learning'. This is a clear, time-linked plan for learning. This scheme follows the national curriculum to ensure the statutory requirements are met for the following programmes:

- Number and place value
- Addition and subtraction
- Multiplication and division
- Measurement
- Geometry – properties of shape
- Geometry – position and direction
- Statistics

	Week 1	Week 2	Week 3	Week 4	Week 5	Week 6	Week 7	Week 8	Week 9	Week 10	Week 11	Week 12
Autumn term	Number Place value FREE TRIAL VIEW			Number Addition and subtraction VIEW			Geometry Shape VIEW					
Spring term	Measurement Money VIEW			Number Multiplication and division VIEW			Measurement Length and height VIEW			Measurement Mass, capacity and temperature VIEW		

Here are the addition and subtraction facts that pupils must be fluent in by the end of Year 2. We would greatly appreciate your help and support in practising these so that children can recall these rapidly without the need to work them out.

Addition and subtraction facts

The full set of addition calculations that pupils need to be able to solve with automaticity are shown in the table below. Pupils must also be able to solve the corresponding subtraction calculations with automaticity.

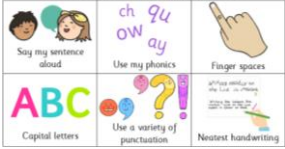
+	0	1	2	3	4	5	6	7	8	9	10
0	0+0	0+1	0+2	0+3	0+4	0+5	0+6	0+7	0+8	0+9	0+10
1	1+0	1+1	1+2	1+3	1+4	1+5	1+6	1+7	1+8	1+9	1+10
2	2+0	2+1	2+2	2+3	2+4	2+5	2+6	2+7	2+8	2+9	2+10
3	3+0	3+1	3+2	3+3	3+4	3+5	3+6	3+7	3+8	3+9	3+10
4	4+0	4+1	4+2	4+3	4+4	4+5	4+6	4+7	4+8	4+9	4+10
5	5+0	5+1	5+2	5+3	5+4	5+5	5+6	5+7	5+8	5+9	5+10
6	6+0	6+1	6+2	6+3	6+4	6+5	6+6	6+7	6+8	6+9	6+10
7	7+0	7+1	7+2	7+3	7+4	7+5	7+6	7+7	7+8	7+9	7+10
8	8+0	8+1	8+2	8+3	8+4	8+5	8+6	8+7	8+8	8+9	8+10
9	9+0	9+1	9+2	9+3	9+4	9+5	9+6	9+7	9+8	9+9	9+10
10	10+0	10+1	10+2	10+3	10+4	10+5	10+6	10+7	10+8	10+9	10+10

Pupils must be fluent in these facts by the end of year 2, and should continue with regular practice through year 3 to secure and maintain fluency. It is essential that pupils have automatic recall of these facts before they learn the formal written methods of columnar addition and subtraction.

Writing in Year 2

Year 2 Writing Essentials

We must use these in all of our writing in Year 2.




Composition

Children are continuing to listen to words, rhymes, information and stories every day to develop the skills to be able to think and speak well before they can compose ideas in a way that they can write down. Children have the opportunities to speak, role play and recite before, and alongside writing.

This year, children will be encouraged to plan, write, edit and improve their writing weekly as we believe that writing is a process and not a one-time activity!

Transcription

This part of writing is about the mechanics and tools for writing. It includes handwriting, using phonics and other strategies for spelling, using appropriate punctuation and grammar. Children are developing their handwriting with daily practice using the Read Write Inc Handwriting Scheme and beginning to join their letters in a cursive style.



Writing in Year 2

By the end of Year 2 your child will need to demonstrate consistently that they can do all of these descriptors in their writing:

Composition & Effect

- I can write simple, coherent narratives about my personal experiences and those of others (real or fictional).
- I can write about real events, recording these simply and clearly.

Spelling

- I can segment spoken words into phonemes and represent these by graphemes, spelling many of these words correctly.
- I can make phonically-plausible attempts at other spellings.
- I can spell many common exception words.

Handwriting

- I use spacing between words that reflects the size of the letters.
- I can form capital letters of the correct size, orientation and relationship to one another and to lower-case letters.


Writing in Year 2

By the end of Year 2 your child will need to demonstrate consistently that they can do all of these descriptors in their writing:

Punctuation & Grammar

- I use capital letters and full stops for most of my sentences (with occasional errors).
- I use question marks correctly when required.
- I use exclamation marks correctly when required.
- I use commas to separate items in a list.
- I use apostrophes to mark where letters are missing in spelling (contraction).
- I use apostrophes to mark singular possession in nouns (e.g. the girl's name).
- I use the present tense mostly correctly and consistently.
- I use the past tense mostly correctly and consistently.
- I use of the progressive form of verbs in the present and past tense to mark actions in progress (e.g. She is drumming.)
- I use co-ordination (e.g. and / but / or) to join clauses.
- I use some subordination (e.g. when / if / that / because) to join clauses.

Spellings in Year 2



sed~~x~~ said✓
becos~~x~~ because✓
wəz~~x~~ was✓
peepəll~~x~~ people✓

In Year 2 we will send 6 - 8 words a week for your child's spellings homework, starting this week for your child to practise at home. These spellings are taken from the Year 2 Common Exception Words list, and common spelling patterns taught in Year 2. Common Exception Words are words that we use on a regular basis that do not the spelling patterns taught in phonics. These words include *because, would, could, should, people, Mr and Mrs.*

Some children may need to revisit practising the Year 1 Common Exception Words like *she, the, said, here, there, they, you* and *put*.

By learning and using these spellings in their everyday writing children will be able to build up their fluency and speed in writing.

We would really appreciate your help practising these spellings at home so that they can use them in their sentence writing at school!

It is an end of year expectation for children to know how to spell Year 1 and Year 2 Common Exception Words.

This is a copy of the Year 2 Curriculum Map for Autumn Term 1 (up to the October Half Term). Hopefully, you have had a copy of the Curriculum Map emailed to you so that you can find out more about what we are learning in Year 2.

We will be sending out a new Curriculum Map via Parent Pay each term to keep you up to date about the knowledge your child will be learning in each subject.

How were the lives of Queen Elizabeth I and Queen Elizabeth II different?

Year 2 — Autumn Term 1



History

This term we are learning about the life of Queen Elizabeth II and comparing it to the life of Queen Elizabeth I. We will learn about what life was like for each Queen such as the clothing, cleaning habits, entertainment including art and music that they would have experienced during their reigns. We will look at significant events in their lives and sequence them on a timeline. We will also learn about the events they have celebrated during their lifetimes. Finally we will compare the lives of the two Queens, reflecting on what was similar and what was different.

Computing

Our Computing work will be focused on 'Information Technology Around Us' this term as we explore what IT is and how we use it for a variety of purposes in the wider world. We will then explore typing and creating digital texts, learning how to type accurately on a keyboard, how to save, open, edit and improve our work on a computer. We will also explore how we can change the font, colour and size of letters.

English

This term we will explore 'Adventures of the Egg Box Dragon' by Alex T. Smith and *Royal Animals—An Illustrated History* by Julia Golding and Emily Sutton. We will look at these texts and complete activities related to reading comprehension skills to check our understanding and recall of events or information from the texts. In writing we will focus on character descriptions using Egg Box Dragon as a stimulus. We will then explore and write non-chronological reports using the structure and language from our example text about royal animals to help us. We will develop our comprehension skills through sharing and discussing our school library books at home to help us develop skills such as making predictions or inferences based on what we have read so far.

Phonics

We will be following the Read Write Inc Phonics Scheme where children work in differentiated smaller groups appropriate for their current phonics knowledge. During our phonics lessons we will continue to learn the ditties for each sound, learn new 'special friends' where letters work together to represent sounds, blend for reading and pinching sounds on our fingers when segmenting for spellings. We will also be doing our group reads alongside our phonics sessions, enabling the whole group to access and discuss the same text that is linked to the phonics we have been learning in our groups. We will continue to take home our Book Bag books, linked to our phonics and group reading, so we can practise our skills at home.

Design and Technology

In Design and Technology we will be exploring the wheels and axles. Mechanism. We will be designing for a purpose - a carriage for one of King Charles III's Jack Russell terriers to ride around in. We will evaluate existing products that use wheels and axles before designing our own carriages. We will learn how to use a hacksaw safely to cut the dowel axles as we make our carriages based on the designs we created. Finally we will test how well our carriages work, particularly the wheel and axle mechanism and evaluate them by saying what went well when we made our carriage and what we would change and improve on our carriages.

Music

In Music, we will be learning about exploring simple patterns in music through the theme of 'How Does Music Help Us Make Friends?' in the first half-term. We will develop our listening and appraising skills, identifying different instruments we can hear in a variety of pieces. We will learn songs off by heart and learn to play instruments such as glockenspiels. We will then perform in class the music we have learnt.

PSHE

In PSHE we will follow the Jigsaw PSHE scheme of work. We will start the term learning about 'Being Me in My World'. This initially explores our anxieties and feelings as we returned to school after the summer holidays. We then discuss and reflect on our rights, and responsibilities in class and school, and the rewards and consequences that come from our choices, actions and behaviours.

Maths

During the Autumn Term we will start by exploring the place value of numbers to 100, using the vocabulary of tens, ones, digits and partitioning as we represent numbers in a variety of ways. We will also practise counting in 2s, 5s and 10s and begin to explore counting in 3s.

We will then progress on to addition and subtraction looking at the addition and subtraction of two-digit numbers by adding and subtracting tens and ones. We will also continue to revisit and develop our knowledge of number bonds to 10, 20 and 100.

Science

In Science we will be learning about Everyday Uses of Materials. We will explore how materials are used for a variety of purposes depending on their properties. We will develop our scientific enquiry skills by observing, recording and conducting experiments to investigate different properties of materials. We will distinguish the difference between objects and the materials they are made from. We will explore changing the shape of materials by squashing, twisting, stretching and bending. We will investigate which materials are suitable for building bridges. We will learn about the scientist Charles Macintosh's discovery.

Physical Education

This term we will explore Fundamental skills in PE such as running and sprinting, hopping, jumping, and use them to learn how to skip with skipping ropes and French Skipping.

Our indoor PE lessons will be focused on Gymnastics, where we will learn about different shapes such as star, pike, dish and arch shapes and ways to travel to create gymnastic sequences. We will use these shapes and ways to travel during floor work and on apparatus in the hall.

Religious Education

Our Religious Education (RE) work will focus on Christianity during the Autumn Term. We will start by exploring the theme 'What did Jesus teach?' This reflects on how Christians believe Jesus taught them about kindness. We will look at the stories of The Good Samaritan and Jesus Heals the Paralyse Man. We will then look at how we can show kindness to others and whether it is always easy to be kind.

Important Things to Remember:

School Uniform



All children are expected to come to school wearing school uniform. School Uniform is:

- Red sweatshirt or cardigan/white roll neck/red or white polo shirt/red or white t-shirt
- Grey skirt
- Grey shorts/grey trousers or black joggers
- Red/white check dress (summer)
- Red/white/ grey or black socks or tights

PE Kit



All children are expected to come to school on PE days in their school PE kit. School PE kit is:

- Red shorts and white t-shirt - pull on plimsolls/daps
- Black tracksuit bottoms/leggings for outside PE

Book Bags



Please make sure your child brings their book bag to school every day.

Remember we will check reading diaries and change books in book bags on Tuesdays.

Water Bottles



Please make sure your child brings their water bottle to school every day.

Please ensure bottles have water and not squash or juice – thank you.

Long Hair Tied Up

If your child has got long hair, it must be tied up for school.

It is incredibly important that your child is in school so that they don't miss any learning!

Government Research shows the impact that attendance can have on learning:

'The data shows that in 2019, Primary School children in Key Stage 2 who didn't achieve the expected standard in reading, writing and maths missed on average four more days per school year than those whose performance exceeded the expected standard.'

<https://educationhub.blog.gov.uk/2023/05/18/school-attendance-important-risks-missing-day/>

Be an Attendance

HERO!

Here
Everyday

Ready

On time



Any Questions?



Thank you for coming!

