

Welcome to Year 3!



The Team!

Willow Class

Ms R Hetherington (Class Teacher) – Monday, Tuesday **starting 29th Sept.**

Miss Waters (Class Teacher) – Wednesday, Thursday and Friday

Full time - September

Cherry Class

Mrs Baigent (Class Teacher) – Monday to Friday

Mrs O'Donnell (Teaching Assistant) - Monday to Friday



Our Timetable

Willow Class Timetable

	8:45 – 9:00	9:00 – 9:20	9:20 – 9:40	9:40 – 10:45		10:45 – 11:00	11:00 – 12:00	12:00 – 12:30	12:30 – 1:15	1:15 – 2:00		2:00- 3:15
Mon	Register SODA	Handwriting	Reading VIPERS	English Writing		Break	Maths	Spelling Test	Lunch	15 Minute Daily Mile Indoor PE Book Change		History
Tues	Register SODA	Spelling Lesson	Reading VIPERS	English Writing		Break	Maths	Handwriting	Lunch	Computing/ Online Safety	RE	KS2 Assembly
Wed	Register SODA	Spelling Lesson	Reading VIPERS	English Writing		Break	Maths	Handwriting	Lunch	Science		Singing Assembly
Thurs	Register SODA	Ukulele		Spelling Lesson	Reading Booth	Break (Duty)	English Writing	Maths	Lunch	French	Outdoor PE	
Fri	Register SODA	Spelling Lesson	Reading Booth	English Writing		Break	Maths	Character Award Booklets	Lunch	Art	PSHE	Celebration Assembly <u>Certificates</u>

Cherry Class Timetable

	8:45 – 9:00	9:00 – 9:30	9:30 – 10:30	10:30 – 10:45	10:45 – 11:00	11:00 – 12:00	12:00 – 12:30	12:30 – 1:15	1:15 – 2:00	2:00- 3:15
Monday	Register	Reading Vipers on text	English Writing lesson	Reading	Break	Maths	Spelling and spelling test Walk to school	Lunch	Daily Mile 1:15 – 2:15 Art/DT	2:15 Indoor PE
Tuesday	Register	Reading Vipers on text	English Writing lesson	Reading	Break	Maths	Spelling Walk to school	Lunch	1:15 – 2:00 Geography/History 2:00 – 2:35 – 2:35 RE	KS2 Assembly
Wednesday	Register	Reading Vipers on text	English Writing lesson	Reading	Break (Duty)	Maths	Handwriting (10 minutes) Walk to school	Lunch	Daily Mile 1:30 – 2:30 Science	Singing Assembly
Thursday	Register	Reading Booth A KS2 Reading Curriculum – The Teaching Booth	9:30 – 10:00 English Writing lesson	10 – 11:00 Ukulele Snack time		Maths	Handwriting and spelling (Complete English) Walk to school	Lunch	Outdoor PE	French
Friday	Register	Reading Booth A KS2 Reading Curriculum – The Teaching Booth	English Writing lesson	Reading	Break	Maths	Handwriting and spelling Walk to school Update character award booklets (10 Mins)	Lunch	Computing PSHE	Celebration Assembly <u>Certificates</u>

Our Topics

The Stone Age to the Iron Age

- Stone Age Day



The Ancient Egyptians

- Trip to the
Ashmolean
Museum in Oxford



The Great Outdoors

- Rivers



Class Dojo

Your classes [Classroom](#) [Class Story](#) [Messages](#) [Settings](#)

[Students](#) [Groups](#) [View reports](#)

Whole Class 84	Addy S. 1	Alan M. 3	Alex D. 1	Alexis C. 1
Andrea C. 1	Armando H. 4	Berenice P. 2	Chris M. 4	Cienna A. 3
Daniel R. 3	Daniela D. 3	Erik D. 2	Giselle G. 2	Guillermo L. 2
J.J. M. 4	Jahmai C. 2	Jennifer S. 3	Jonhatan E. 2	Jose R. 4
Leah 3	Lucas 4	Manny 3	Mia 3	Morgan 3

[Attendance](#) [Award multiple](#) [Random](#) [Timer](#)

Dojo Shop

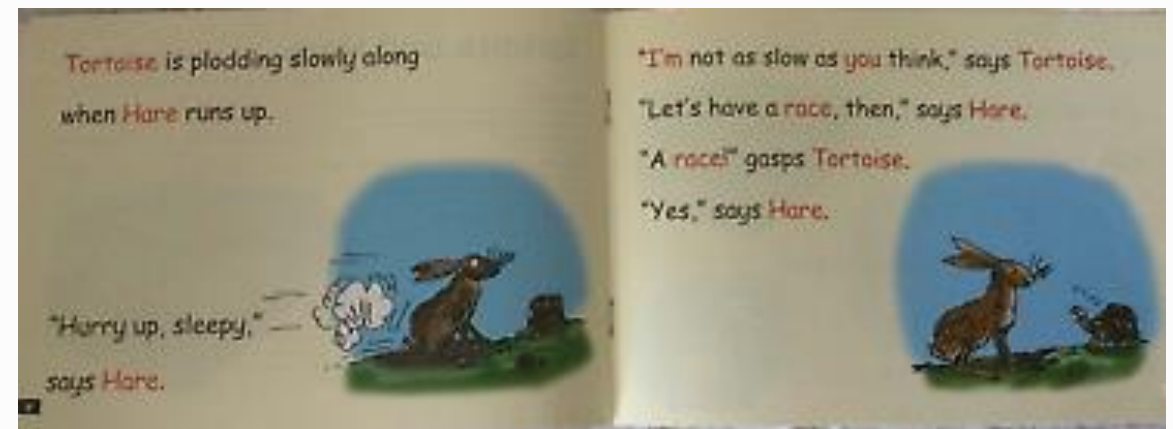
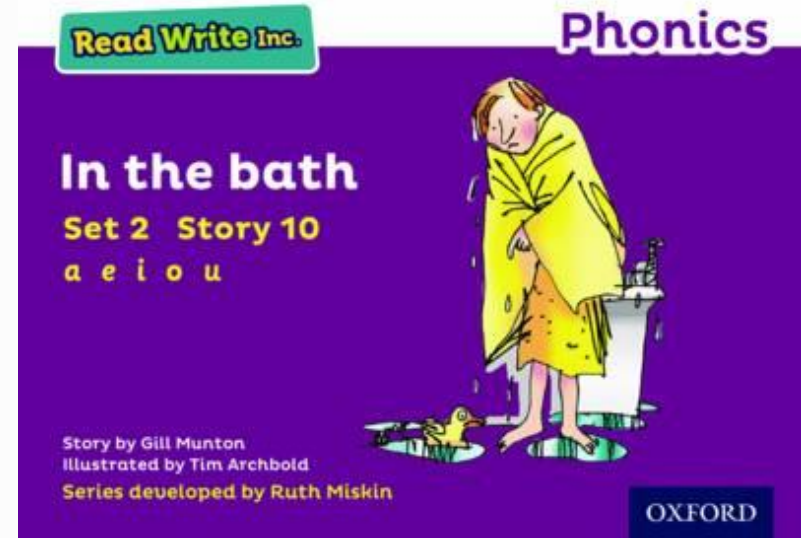


Dojo Shop will happen on the last Friday of every month!



Reading – Read, Write Inc.

Ditty Stage - reading a few words together
Green Stage
Purple Stage
Pink Stage
Orange Stage
Yellow Stage
Blue Stage
Grey Stage



Reading



The Stolen Spear



by Saviour Pirotta
Illustrated by Davide Ortu

Monday 9th September 2024

1. What do you think this book will be about?
2. What clues did you use to make your prediction?
3. What does the word 'stolen' mean?
4. What is the job of a title?
5. It says 'The Wolfgang Series', what do you think that means?
6. What is a blurb? Why do you think books have them?
7. Does the blurb make you want to read the book? Why?



Writing



Five hundred years after dinosaurs were extinct, there lived a hardworking person, who was known as Wee-Long. Wee-Long was a helpful and caring person but unfortunately Wee-Ting (his boss) was the opposite. This meant he was selfish and bossy.

Wee-Ting owned a gigantic house but sadly Wee-Long had to work for his horrible boss. This horrible man lived in a big city in China. The city was always busy and most of the time it was colourful except when darkness came. When the darkness came it was as dark as charcoal.

One magical day, a message arrived from the massive palace. Once Wee-Ting found out there was a book contest he shouted "Get me my best author to write me the best book in the world!" He started to laugh loudly. "But that's cheating," whispered a quiet voice in the distance. "I do not care!" shouted Wee-Ting angrily.

Maths

	Week 1	Week 2	Week 3	Week 4	Week 5	Week 6	Week 7	Week 8	Week 9	Week 10	Week 11	Week 12
Autumn	Number Place value			Number Addition and subtraction				Number Multiplication and division A				
Spring	Number Multiplication and division B			Measurement Length and perimeter			Number Fractions A		Measurement Mass and capacity			
Summer	Number Fractions B	Measurement Money	Measurement Time			Geometry Shape		Statistics		Consolidation		



Homework!

- Daily reading (at least five times a week)
- Spellings - weekly test on Monday
- Times Tables – weekly test on Thursday
- Times Table Rockstars
- Ukulele practice

Ukulele!

- Ukulele agreements
- Practice at home help
- Enjoy... only in Year 3!

Dear Parent/Carer,

Please find below some ideas to help your child to make the most of their instrument lessons.

It is important to create a musical environment at home to help stimulate to practice.

If you can figure out how to have **pleasant** practice sessions, you and your children will succeed. This may be the hardest part of the whole process, and perhaps the most crucial. Practice 3 minutes a day with joy. **The main goal for practice should be with joy.**

Only practice the days you eat! They are aware of that, but they will need your help to do it. Try to find a time that works for you both. Perhaps before dinner, or before school, etc? If you were able to keep the same time everyday, things tend to be easier. A quiet space, with no tv or other people walking in and out would be ideal.

Ask them to teach you what they already know. Try to do it yourself. Some activities can be harder than you think.

What a 3-minutes-practice at an initial stage might look like:

- 1) Hold the instrument at proper position.
- 2) Play Batman along the video below (note E, 2nd string).
- 3) Double check how to do Rest Stroke technique: ask your child to teach you how to do it, and check if they are doing that correct as well. Check the video below that show how to do it on the guitar. The same applies to the Ukulele.
- 4) Play Pepperoni Pizza using the first, second and third strings of the instrument. Check if they are using Walking Fingers.
- 5) Ask them how they would bow at the end of a concert.

Create different lists of what to practice each day. More ideas below:

- 6) Play the note E (2nd string) using the rhythm Run Mummy, Run Daddy. Can they play along the video? There is the option to slow down the speed in the YouTube, it is fun to try that as well.
- 7) 4 steps. Check the instructions below.
- 8) Pepperoni Pizza with the notes: C E A E
- 9) Run Mummy Run Daddy with the notes: C E A E
- 10) Reading notes on the music sheet: They know A (1st string) and E (2nd string) already.
Example below.
- 11) Play Shaky. Notes below.
- 12) Play 3rd string using Blueberry Strawberry rhythm.
- 13) Play 2nd string using Pepperoni Pizza Rhythm.

Extras:

How to do Rest Stroke:



Batman on the Note E:



Things to know

PE Days:

Monday and
Thursday

Book Change:

Monday

Ukulele:

Thursday

Any questions?

