

# Folly View Primary School Year 2 Meet and Greet

Tuesday 24<sup>th</sup> September 2024



# Welcome to Year 2 at Folly View Primary School

We are very excited to be working with your children as they learn lots of new exciting pieces of knowledge in Year 2. The Year 2 Teaching Team is:

<b>Holly Class</b>	Class Teacher: Mrs King (Monday – Tuesday) Mrs MacDonald (Wednesday – Friday) Teaching Assistant: Mrs Prickett
<b>Maple Class</b>	Class Teacher: Miss Cossey Teaching Assistants: Miss Hodgman (Monday – Thursday) Miss Weston (Friday)

We are always happy to help so please come and talk to us at the class door or email the school office if you have any questions or just want to let us know any information you think will help us support your child.



# Reading and Phonics in Year 2



In Year 2 we will continue to be going to daily Read Write Inc Phonics group sessions and do group reads every day in these groups using the Read Write Inc books that are appropriate for our phonics knowledge. The children will be working in these groups with children from around the school, including Year 1, Year 3 and later in the year Reception children.

In Year 1 children were assessed using the Phonics Screening Check in June. This is a national assessment that the Government requires all Year 1 children to undertake. If your child did not meet the threshold last year, they will continue to have support this Year with their phonics and retake the Phonics Screening Check this June.

Children will bring home 3 reading books each week:

1. Their new Read Write Inc Book Bag book.
2. A Read Write Inc Book Bag book they have read before to help them build up their speed and fluency when reading.
3. A book they have chosen from the school library to share with their family at home and talk about.

**We will change reading books with Year 2 children on Mondays.**

# Reading in Year 2

Your children have worked hard on developing their decoding skills for reading as they recognise and blend together the different sounds they can see in words. However, there are two other key areas to reading that we need to focus and develop further in Year 2: Fluency and Comprehension.

## Fluency

We want children to be able to read with greater fluency and speed – this means we want children to read more words per minute. In order to do this the children need to build up their sight vocabulary so that they are able to recognise words at a quicker pace without needing to sound out and blend them.

## Comprehension

Over the year your child will be practising answering comprehension questions about what they have read. Some of these questions will be written and require the children to read the question and write the answer, not just talk about it out loud.

**Please help support your child by playing fun games such as snap or quick flashcards to practise recognition of sight words, or time them as they read and see if they can beat their previous time. Please ask your children lots of questions about the books and texts they have read too.**



# Reading in Year 2

At Folly View Primary School we award children Dojo Points to promote good learning behaviours and following the school rules.

We also give Dojo Points out to children for reading at home, to encourage children to read. The more your child reads at home, the more Dojo Points they will get.

Please make sure that you, as parents, sign and date the reading record each time your child has read so that the reads can be counted towards their Dojo Points.

**We will count the number of reads that have been signed and dated in the Reading Records every Monday when we change the reading books.**



# Reading Diaries in Year 2

We will change Year 2 children's reading books on Mondays.


Week beginning: 2nd September 2024

Homework, Notes, Messages or Reminders	
Monday	
Tuesday	
Wednesday	
Thursday	
Friday	
Signatures - Home:	School:

You are welcome to write messages on this page, but we will only be checking this page once a week when we change the reading books.

### Butterfly spotting

Keep a look out for butterflies. You could take pictures of them. Try to identify some different species by looking in books or online.



### Reading Record

Date, book and the page you read to	Comments Give a score out of 10 to show how much you enjoyed your reading
Barker	Great blending today. We talked about pausing at full stops. <i>see</i> <input type="checkbox"/> 10
Barker	Found it tricky to read 'said', 'she', and 'the'. <i>see</i> <input type="checkbox"/> 10
Gruffalo (School Library Book)	Very tired tonight. We alternated reading a page each. <i>see</i> <input type="checkbox"/> 10
Barker	Great retelling the events of the story and talking about how the character felt. <i>see</i> <input type="checkbox"/> 10
Barker	Much better recognising 'said', 'she' and 'the' today. 😊 <i>see</i> <input type="checkbox"/> 10

Tricky words, or new words I have learned

said			
she			
the			

Please write about any tricky 'red' words the children found difficult to recognise and read.

Don't forget to sign here when you have heard your child read.

Please tell us what was positive when your child read to you – not just 'great reading' but what in particular was great.

# Maths in Year 2


$4 - 1 = 3$   
 $4 - 3 = 1$

At Folly View Primary, we follow The White Rose Maths 'schemes of learning'. This is a clear, time-linked plan for learning. This scheme follows the national curriculum to ensure the statutory requirements are met for the following programmes:

- Number and place value
- Addition and subtraction
- Multiplication and division
- Measurement
- Geometry – properties of shape
- Geometry – position and direction
- Statistics

	Week 1	Week 2	Week 3	Week 4	Week 5	Week 6	Week 7	Week 8	Week 9	Week 10	Week 11	Week 12
Autumn term	Number Place value FREE TRIAL <a href="#">VIEW</a>		Number Addition and subtraction <a href="#">VIEW</a>			Geometry Shape <a href="#">VIEW</a>						
Spring term	Measurement Money <a href="#">VIEW</a>	Number Multiplication and division <a href="#">VIEW</a>			Measurement Length and height <a href="#">VIEW</a>	Measurement Mass, capacity and temperature <a href="#">VIEW</a>						

# Quick Maths in Year 2


$$\begin{array}{ll} 2+8=10 & 5+5=10 \\ 1+9=10 & 6+4=10 \\ 3+7=10 & 10+0=10 \end{array}$$

In Year 2 we really want to build up children's quick recall of number facts so that they can use them speedily to work out problems. This year we have started Quick Maths – this is where we have to see how many number sentences we can solve in 1 minute. We have started by focusing on Number Bonds to make 10. When children are confidently answering these questions speedily, they will then progress onto Number Bonds to 20, making 100 by adding multiples of 10 together, and multiplication facts for the 2, 5 and 10 times tables. The questions do not follow patterns such as  $1+9$ ,  $2+8$ ,  $3+7$ ,  $4+6$ ,  $5+5$  but are in a different order to ensure children know them securely and are not reliant on following the pattern.

**We would really appreciate your help practising number facts at home to help develop your child's mathematical fluency!**

Your child's teacher will let you know what they are being quizzed on and when they have moved on to the next set of number facts.

# Here are the Year 2 Key Instant Recall Facts (KIRFs)

Many of these KIRFs will be practised and timed as part of our Quick Maths time in Year 2.

## Year 2 Summary of KIRFs (Key Instant Recall Facts)

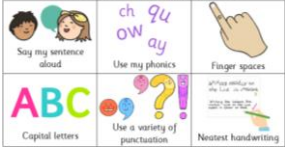


Count and Place Value	Number Bonds	Addition and Subtraction
<ul style="list-style-type: none"> <li>Count in 10s from any given number, forwards and backwards</li> <li>Count in 2s from any given number, forwards and backwards</li> <li>Understand the value of Tens &amp; Ones</li> <li>Count in 2s from 0 forwards and backwards</li> <li>Count in 3s from 0 forwards and backwards</li> <li>Count in 5s from 0 forwards and backwards</li> <li>Read and write numbers to 100 (numerals and words)</li> </ul>	<ul style="list-style-type: none"> <li>Know all number bonds to 20</li> <li>Find patterns in number bonds to 20</li> <li>Link number bonds to 20 to number bonds to 10</li> <li>Understand the = sign in balancing equations</li> <li>Use and understand &lt; and &gt; signs</li> <li>Understand missing number calculations</li> </ul>	<ul style="list-style-type: none"> <li>Add multiples of 10, including crossing significant boundaries</li> <li>Subtract multiples of 10, including crossing significant boundaries</li> <li>Know all addition facts for multiples of 10 to 100</li> <li>Know all subtraction facts for multiples of 10 to 100</li> </ul>
Doubling and Halving	Multiplication and Division Facts	Measures
<ul style="list-style-type: none"> <li>Know the doubles of all numbers to 20</li> <li>Know the halves of all numbers to 20</li> </ul>	<ul style="list-style-type: none"> <li>2 times table</li> <li>5 times table</li> <li>10 times table</li> <li>Children recognise odd and even numbers</li> <li>Division facts for 2 times table</li> <li>Division facts for 5 times table</li> <li>Division facts for 10 times table</li> </ul>	<ul style="list-style-type: none"> <li>Know how many pennies in a £</li> <li>Know the number of minutes in an hour</li> <li>Know the number of hours in a day</li> </ul>

# Writing in Year 2

## Year 2 Writing Essentials

We must use these in all of our writing in Year 2.



## Composition

Children are continuing to listen to words, rhymes, information and stories every day to develop the skills to be able to think and speak well before they can compose ideas in a way that they can write down. Children have the opportunities to speak, role play and recite before, and alongside writing.

This year, children will be encouraged to plan, write, edit and improve their writing weekly as we believe that writing is a process and not a one-time activity!

## Transcription

This part of writing is about the mechanics and tools for writing. It includes handwriting, using phonics and other strategies for spelling, using appropriate punctuation and grammar. Children are developing their handwriting with daily practice using the Read Write Inc Handwriting Scheme and beginning to join their letters in a cursive style.

ai ae aj am ar



# Spellings in Year 2

sed~~x~~ said✓  
becos~~x~~ because✓  
we~~z~~ was✓  
peepall~~x~~ people✓

In Year 2 we will send 4 words a week for your child's spellings homework, starting this week for your child to practise at home. These spellings are taken from the Year 2 Common Exception Words list, and common spelling patterns taught in Year 2. Common Exception Words are words that we use on a regular basis that do not follow the spelling patterns taught in phonics. These words include *because*, *would*, *could*, *should*, *people*, *Mr* and *Mrs*.

Some children may need to revisit practising the Year 1 Common Exception Words like *she*, *the*, *said*, *here*, *there*, *they*, *you* and *put*.

By learning and using these spellings in their everyday writing children will be able to build up their fluency and speed in writing.

**We would really appreciate your help practising these spellings at home so that they can use them in their sentence writing at school!**

It is an end of year expectation for children to know how to spell Year 1 and Year 2 Common Exception Words.



This is a copy of the Year 2 Curriculum Map for Autumn Term 1 (up to the October Half Term). Hopefully, you have had a copy of the Curriculum Map emailed to you so that you can find out more about what we are learning in Year 2.

We will be sending out a new Curriculum Map via Parent Pay each term to keep you up to date about the knowledge your child will be learning in each subject.

## How were the lives of Queen Elizabeth I and Queen Elizabeth II different?

### Year 2 — Autumn Term 1



#### History

This term we are learning about the life of Queen Elizabeth II and comparing it to the life of Queen Elizabeth I. We will learn about what life was like for each Queen such as the clothing, cleaning habits, entertainment including art and music that they would have experienced during their reigns. We will look at significant events in their lives and sequence them on a timeline. We will also learn about the events they have celebrated during their lifetimes. Finally we will compare the lives of the two Queens, reflecting on what was similar and what was different.

#### Computing

Our Computing work will be focused on 'Information Technology Around Us' this term as we explore what IT is and how we use it for a variety of purposes in the wider world. We will then explore typing and creating digital texts, learning how to type accurately on a keyboard, how to save, open edit and improve our work on a computer. We will also explore how we can change the font, colour and size of letters.

#### English

This term we will explore 'Adventures of the Egg Box Dragon' by Alex T. Smith and *Royal Animals—An Illustrated History* by Julia Golding and Emily Sutton. We will look at these texts and complete activities related to reading comprehension skills to check our understanding and recall of events or information from texts. In writing we will focus on character descriptions using Egg Box Dragon as a stimulus. We will then explore and write non-chronological reports about royal animals, using the structure and language from our example text to help us. We will also develop our comprehension skills through sharing and discussing our school library books at home to help us develop skills such as making predictions or inferences based on what we have read so far.

#### Phonics

We will be following the Read Write Inc Phonics Scheme where children work in differentiated smaller groups appropriate for their current phonics knowledge. During our phonics lessons we will continue to learn the ditties for each sound, learn new 'special friends' where letters work together to represent sounds, blend for reading and pinching sounds on our fingers when segmenting for spellings. We will also be doing our group reads alongside our phonics sessions, enabling the whole group to access and discuss the same text that is linked to the phonics we have been learning in our groups. We will continue to take home our Book Bag books, linked to our phonics and group reading, so we can practise our skills at home.

#### Design and Technology

In Design and Technology we will be exploring the wheels and axles. Mechanism. We will designing for a purpose - a carriage for one of King Charles III's jack Russell terriers to ride around in. We will evaluate existing products that use wheels and axles before designing our own carriages. We will learn how to use a hacksaw safely to cut the dowel axles as we make our carriages based on the designs we created. Finally we will test how well our carriages work, particularly the wheel and axle mechanism and evaluate them by saying what went well when we made our carriage and what we would change and improve on our carriages.

#### Music

We will continue to develop our musical skills including listening and appraising different styles of music and joining in with regular singing assemblies to extend our repertoire. We will be learning songs that are sung at this time of year to celebrate harvest.

#### PSHE

In PSHE we will follow the Jigsaw PSHE scheme of work. We will start the term learning about 'Being Me in My World'. This initially explores our anxieties and feelings as we returned to school after the summer holidays. We then discuss and reflect on our rights, and responsibilities in class and school, and the rewards and consequences that come from our choices, actions and behaviours.

#### Maths

During the Autumn Term we will start by exploring the place value of numbers to 100, using the vocabulary of tens, ones, digits and partitioning as we represent numbers in a variety of ways. We will also practise counting in 2s, 5s and 10s and begin to explore counting in 3s.

We will then progress on to addition and subtraction looking at the addition and subtraction of two-digit numbers by adding and subtracting tens and ones. We will also continue to revisit and develop our knowledge of number bonds to 10, 20 and 100.

#### Science

In Science we will be learning about Everyday Uses of Materials. We will explore how materials are used for a variety of purposes depending on their properties. We will work on our scientific enquiry skills by observing, recording and conducting experiments to investigate the different properties of materials. We will distinguish the difference between objects and the materials they are made from. We will also explore how we can change the shape of materials by squashing, twisting, stretching and bending. We will also investigate whether particular materials are suitable for building bridges.

#### Physical Education

This term we will explore the fundamental skill of co-ordination through footwork and static balances, particularly on one leg, by playing multi-skills games in PE; following instructions and challenging ourselves to have active lives.

We will also have the opportunity to have hockey coaching on a rota basis with the other classes, and lots of active opportunities such as running the Golden Mile track, Go Noodle, Cosmic Kid Yoga and using the pedometers to encourage us to be active.

#### Religious Education

Our Religious Education (RE) work will focus on Christianity during the Autumn Term. We will start by exploring the theme 'What did Jesus teach?' This reflects on how Christians believe Jesus taught them about kindness. We will look at the stories of The Good Samaritan and Jesus Heals the Paralysed Man. We will then look at how we can show kindness to others and whether it is always easy to be kind.

# Important Things to Remember:

## School Uniform



All children are expected to come to school wearing school uniform. School Uniform is:

- Red sweatshirt or cardigan/white roll neck/red or white polo shirt/red or white t-shirt
- Grey skirt
- Grey shorts/grey trousers or black joggers
- Red/white check dress (summer)
- Red/white/ grey or black socks or tights

## PE Kit



All children are expected to come to school on PE days in their school PE kit. School PE kit is:

- Red shorts and white t-shirt - pull on plimsolls/daps
- Tracksuit bottoms/leggings for outside PE

## Book Bags



Please make sure your child brings their book bag to school every day.

Remember we will check reading diaries and change books in book bags on Mondays.

## Water Bottles



Please make sure your child brings their water bottle to school every day.

Please ensure bottles have water and not squash or juice – thank you.

## Long Hair Tied Up

If your child has got long hair, it must be tied up for school.

It is incredibly important that your child is in school so that they don't miss any learning!

Government Research shows the impact that attendance can have on learning:

*'The data shows that in 2019, Primary School children in Key Stage 2 who didn't achieve the expected standard in reading, writing and maths missed on average four more days per school year than those whose performance exceeded the expected standard.'*

<https://educationhub.blog.gov.uk/2023/05/18/school-attendance-important-risks-missing-day/>

# Be an Attendance

## HERO!

Here  
Everyday

Ready

On time



# Any Questions?



**Thank you for coming!**

